



# Students












Clacton County High School

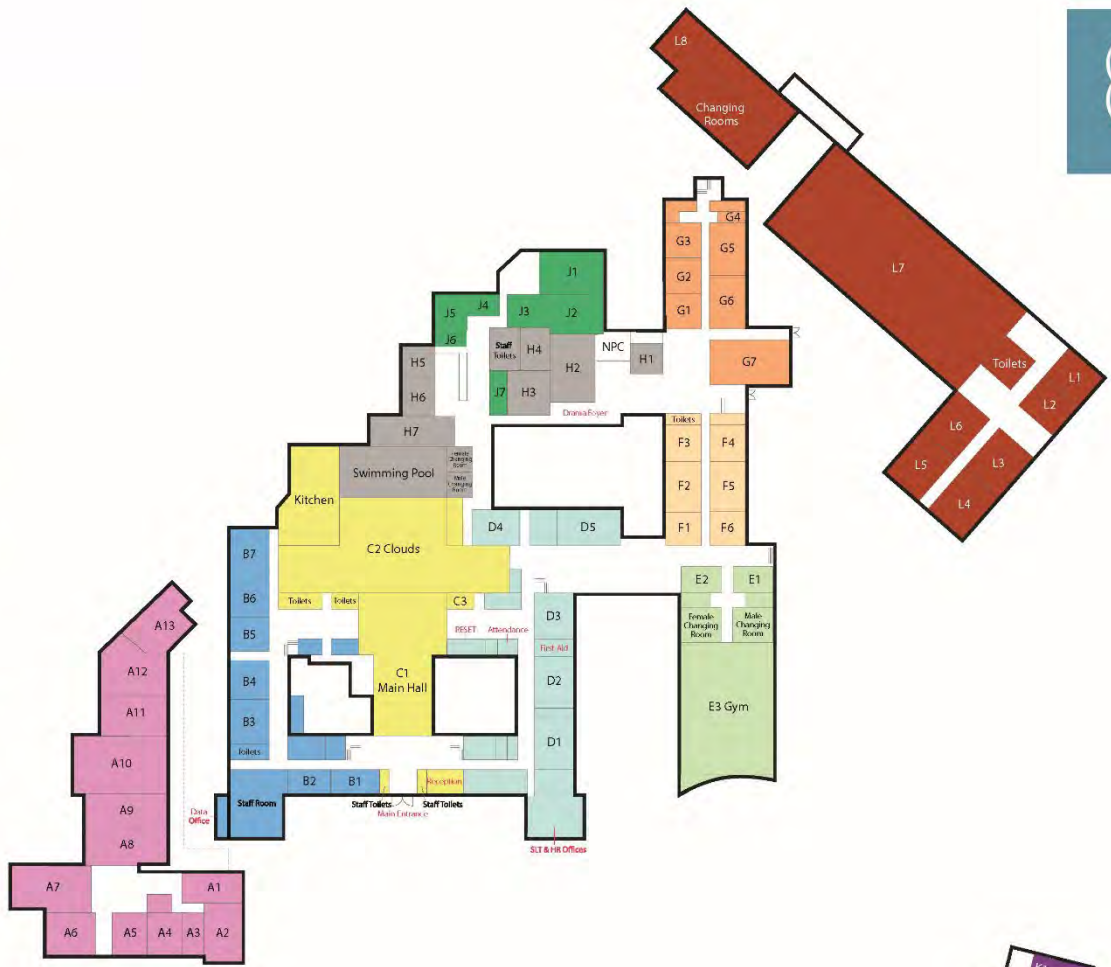
NAME:

Joining Year 7 2024









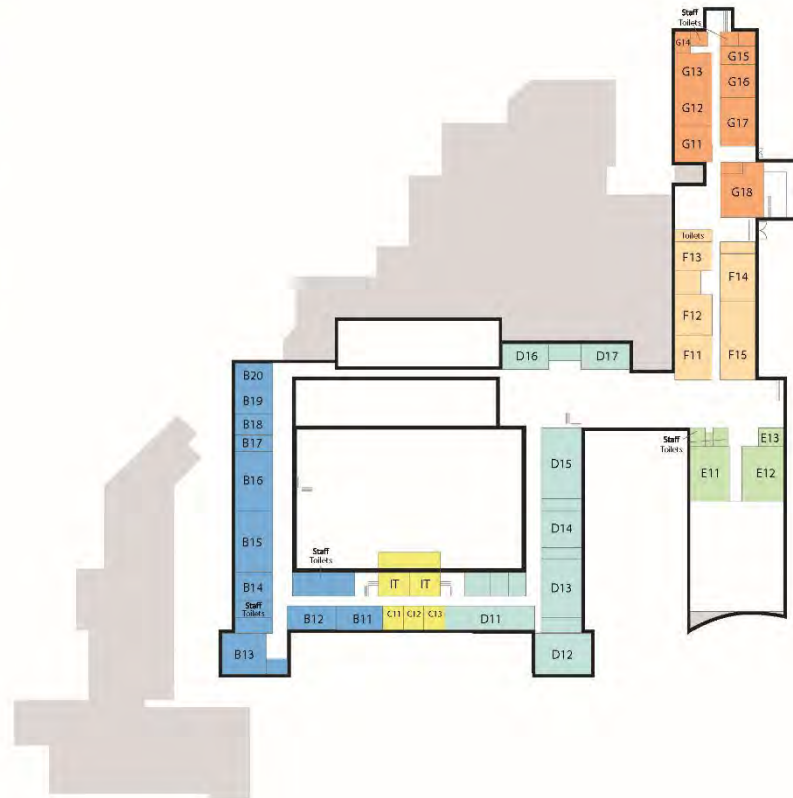
## GROUND FLOOR

- Block A 
- Block B 
- Block C 
- Block D 
- Block E 
- Block F 
- Block G 
- Block H 
- Block J 
- Block K 
- Block L 



## FIRST FLOOR

- Block B 
- Block C 
- Block D 
- Block E 
- Block F 
- Block G 



# CONTENTS

- 3 What time do I need to arrive at school and what do I need to bring?
- 4 Who's Who – Senior/Extended Leadership Team
- 5 Who's Who – Pastoral Team
- 6 School Uniform
- 8 Frequently Asked Questions
- 9 PROUD
- 10 Rewards
- 11 Our School Culture
- 12 Student Expectations
- 13 Extra-Curricular Activities
- 14 Information for Parents/Carers  
*First Day Arrangements*
- 15 Uniform Supplier - Website and Fitting Information
- 15 Communication & Contacts
- 16 My Notes
- 17 Year 6 Summer Project 2024
- 19 Term Dates 2024/2025



# What time do I need to arrive at school and what do I need to bring?

## The school day:

Tutor time starts at 8.45am. Lessons begin at 9.05am and end at 3.15pm.

Year 7 and Year 8 students can be dismissed from 3.10pm at their teacher's discretion.

It is essential that you are punctual. Therefore, you should aim to arrive no earlier than 8.15am and no later than 8.40am each day.

The day is divided into four, 1 hour 15-minute lessons, with a morning break and a lunch break.

When you arrive in September, you will receive a timetable, which will inform you which lessons you need to attend and where those lessons will take place.

## School Bag and Daily Equipment:

There are a number of items that you must have with you for each day at school. Please put your name on all your belongings.



- School bag (minimum A4 size but large enough to fit all of your equipment)
- Water bottle – we have water coolers around school where you can fill their bottle during the day
- Pencil case (which must include: black, blue and green pens, pencils, highlighters, rubber, ruler and sharpener, compass and protractor)
- Scientific Calculator  
(Casio FX83 GTX or Logik LK83XP for example available to purchase on Arbor)
- Reading Book



Student Notice  
**NO  
PHONE ZONE**



**Mobile phones:** mobile phones are allowed to be brought into school, but must be **switched off** and out of sight once you are on the school site, in lessons, during social times (break and lunch) and when moving about school. This includes earphones and ear buds.

### Remember:

**If you bring a mobile phone or money to school, these are your responsibility.**

# Who's Who?



**Executive Headteacher  
Mr Gallagher**



**Head of School  
Mr Taylor**



**Deputy  
Headteacher  
Mr Kidd**



**Deputy  
Headteacher  
Mr Lawrie**



**Deputy  
Headteacher  
Miss Loosley**



**Assistant  
Headteacher  
Mrs Austin**



**Assistant  
Headteacher  
Mrs Brown**




**Assistant  
Headteacher  
Mrs Cook**



**Assistant  
Headteacher  
Mr Graves**



**Assistant  
Headteacher/SENDCo  
Mrs Bartrum**



**Deputy  
SENDCo  
Mrs Barker**



**Attendance  
Officer  
Miss Clay**



**Attendance  
Assistant  
Miss Granger**

# Who's Who?

## THE CCHS PASTORAL TEAM



**Pastoral  
Leader  
Mr Blanes**



**Pastoral  
Leader  
Mr Devaux**



**Pastoral  
Leader  
Miss Dominey**



**Pastoral  
Leader  
Mrs Fattore**



**Pastoral  
Leader  
Miss Townsend**



**Pastoral  
Manager  
Mrs Aldis**



**Year  
Manager  
Mrs Granger**



**Year  
Manager  
Mrs Hutchinson**



**Year  
Manager  
Mrs Tulip**



**Year  
Manager  
Mrs Vanstone**



**Assistant Year  
Manager  
Miss Campion**



**Assistant Year  
Manager  
Ms Clark**



**Assistant Year  
Manager  
Mrs Quiruga**



**Assistant Year  
Manager  
Mrs Smith**



**Assistant Year  
Manager  
Mrs Tentis**

# School Uniform

## Years 7 – 11

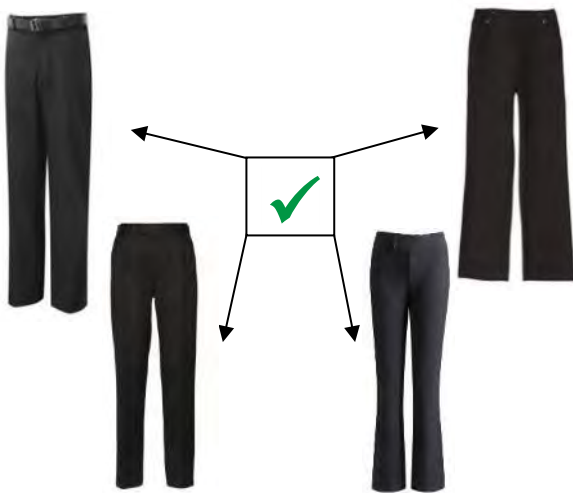
- School tie (The Year 7 cohort of 2024 will need a yellow striped tie).
- Blazer with school badge.
- Shirt - plain white with top button, short or long sleeved, **suitable for wearing with a tie.**
- Navy blue school jumper or cardigan, or plain navy blue V-necked jumper.
- Black full-length school trousers.



**NB. No skinny trousers, leggings, jeans, or trousers with patch pockets (see below)**

- OPTIONAL - royal blue **pleated** skirt, not rolled at the waist.
- Only plain black tights, plain black socks or white ankle socks
- Shoes - these should be **low-heeled plain black FULL office style shoes that can be polished.**  
**NB. No boots, trainers, or canvas style shoes (see below).**

### Some examples of suitable trousers



### Some examples of trousers that are NOT suitable for CCHS



### Some examples of suitable school shoes that are plain black, low-heeled (flat), office style



### Some examples of footwear that are NOT suitable for CCHS - NO boots, trainers, suede, canvas or casual styles (e.g. leather Converse or Vans)





# School Uniform - continued

## Years 7 – 11

- **Jewellery** can only be worn if it is discreet and appropriate for school; there may be some jewellery that is accepted under religious grounds.
- **Piercings:** one pair of stud earrings are allowed. Facial piercings, such as nose studs, are **not** acceptable and students are not allowed them in school.
- **Hair** is to be of a natural colour.
- **False eyelashes are not permitted.**
- **Fingernails** must be an acceptable length and a natural colour, and appropriate for practical lessons and PE. **False nails are not permitted.**
- **Students who wear make-up** must ensure that it is discreet and appropriate for the school environment.
- **Outside garments** which are not part of school uniform, should not be worn when inside the school building under any circumstance. On entering the school building following social times, these garments should be removed straight away.  
**No hoodies are permitted inside or outside school**

## Physical Education

### Key Stage 3 (Years 7, 8 and 9)

Compulsory unless stated

- Navy/black shorts.
- Navy skorts (optional).
- Navy Blue polo shirt.
- Royal blue football socks.
- Trainers/football boots.
- CCHS rugby shirt (boys).
- CCHS PE sweatshirt (girls).
- Plain navy or black jogging bottoms (optional).
- Swimming – appropriate swimwear i.e. shorts, trunks, one-piece costume.



You are required to bring indoor kit when on swimming lessons, in case the pool is out of action and this will allow an alternative activity to be planned.

In the colder weather you are permitted to wear tracksuit bottoms and sports undershirts.

**During the winter months, long-sleeved tops (as detailed above) and football boots are compulsory for activities on the field.**

**If you are unable to physically participate in PE or Dance then you should always bring and change into their PE/Dance kit and help officiate or coach.**

**All uniform and belongings should be clearly marked with the student's name**, so that items can easily be returned if lost.

**Failure to adhere to the school's uniform requirements will result in you being withdrawn from lessons, and supervised for independent work, until their uniform is corrected.**

Main Uniform Supplier

**Anglia Sports and Schoolwear Ltd**

Website: [www.yourschoolwear.co.uk](http://www.yourschoolwear.co.uk)



# Frequently Asked Questions

Below is information you may find helpful for your time at CCHS. You will be shown all the important places and offices during your first week of school. We will explain to you our routines and expectations that form The CCHS Way as part of your induction.

**What should I do when I arrive?** After the first morning, you will know where to enter school and this is the way you will come into school each morning when you arrive, ready for a prompt 8.45am start.

If your parents or carers have an appointment to see a member of staff, it is important that they sign-in and wait at reception.

**What should I do if I need help?** If you need help or support with any aspect of school, then speak to your form tutor or a member of the pastoral team.

**Where should I go for my lunch?** Clouds, our restaurant, and other eating areas, located round the school. Please only eat in the designated areas. You can carry your food to other eating areas but please don't eat or drink in the corridors.

**How do I buy my food at lunch and break?** You will use a fingerprint recognition system, together with an Arbor account run by your parents, to pay for your food. If you have any issues with the fingerprint scanner you should see one of the pastoral team. If you have a problem with insufficient money on your Arbor Dinner account, you should see our Finance Assistant in the school office.

**What should I do if I am late?** It is important that you sign in at the attendance office if you are late arriving to school, or sign out, if you need to leave school for an appointment.

*If you are ill, get your parent/carer to email: [absence@cchs.school](mailto:absence@cchs.school) to inform the school or phone the Attendance Office (01255 424266, option 1). You will need to hand in a sick note on your return.*

**What should I do if I hurt myself?** If you are ill or you have an accident at school you MUST always go to the first aider. You should do this during your break and lunchtime. Do not call home yourself; the first aider will do this for you. If you are in a lesson and feel unwell or you think you need first aid, inform your teacher and they will contact the first aider for support.

**Can I go to the toilet between lessons?** Try to go to the toilet at break, lunchtime and in between lessons, because teachers will not let you leave lessons to go to the toilet. If you have a medical reason that means you need to go to the toilet during a lesson, your parent/carer will need to contact the school and you may be provided with a toilet pass.

**Can I bring my bike/scooter to school?** There are bike sheds where you can store your bike/scooter. You must bring a good quality lock with you and make sure you lock your bike/scooter each time. Make sure you ride responsibly and carefully; if you do not ride responsibly the privilege of using the bike sheds within school will be removed. We also have a Bicycle policy, which requires you to ride responsibly and make sure your bike is road worthy. Bikes/scooters are left at the owner's risk and the school cannot replace or repair bikes.

**What should I do if I hear the fire bell?** You will need to make your way, in silence please, to the Year 7 designated area. Staff will direct you to where you need to go.

# PROUD

## CLACTON COUNTY HIGH SCHOOL

At Clacton County High School, we teach you to be PROUD of what you do and how to achieve the success that you rightly deserve, both at school and in your life as a whole. Having pride in what you do and how you present yourself will enable you to increase your self-esteem; this in turn will help you realise your dreams.

Our PROUD values support our culture of 'Higher Expectations, Raising Aspirations, Transforming Lives' by promoting a positive attitude to learning and doing well. Being a student at CCHS is more than just about academic results: we want you and all students at CCHS to be part of the broader community, to have kindness, compassion and empathy for others, and to become good citizens with an understanding of the importance of modern British values - democracy, rule of law, individual liberty and mutual respect and understanding of those with different faiths or beliefs.

Our PROUD values focus on **Perseverance, Responsibility, Opportunity, Unity** and **Diversity** and encourage you to look beyond school and exceed your own personal expectations.

## Visible Kindness

Kindness is an integral part of the culture at CCHS and is vital to a happy and successful time at school. It is important that you are kind to yourself and your peers. We do not tolerate any behaviour that makes others feel hurt, threatened or uncomfortable. However, if you do feel sad or upset during your time at CCHS, it is important that you report it to your form tutor, the pastoral team or any member of CCHS staff.



## Rewards

We have a number of ways in which we reward students at CCHS, but on a daily basis, you will be awarded PROUD points for attending school, ensuring that you arrive at your lessons on time and have all the necessary equipment with you.

PROUD+ points are given in line with our PROUD values. Please see the PROUD section of this booklet.

PROUD + points will be awarded for the 'over and above' and this could be as simple as an excellent piece of work in lesson time or it could be linked to extra-curricular work or even community-based activities that you take part in outside of school.



PROUD+ points will be awarded to you, if and when you demonstrate any element of our PROUD ethos:

**P**erseverance    **R**esponsibility    **O**pportunity    **U**nity    **D**iversity

Clacton County High School aims to provide a caring environment where you will develop to your full potential and where your achievements are celebrated. If you earn the greatest number of PROUD+ points (this excludes PROUD points), you will be eligible for our end of term 'reward'. This is often decided by students, through a school survey. The termly reward will be announced at the beginning of each term in an assembly or through form time.

## Attendance Matters

Attendance is important at CCHS and vital to achieving success.

Every day that school is open: you are expected to attend.

You will not be allowed to take holidays during school time, unless for exceptional circumstances agreed in advance.

We celebrate and reward excellent attendance in the following ways:

- Those with 100% attendance and the highest Proud+ points (Top 10) in each year group have the chance to win the 'Golden Ticket' each week, whereby you are able to 'jump the queue' to go to the front, in Clouds restaurant on a day of your choice.
- Those with 100% attendance and the greatest number of PROUD+ points each week (top ten in each year group) will also be nominated in assemblies and have the chance to win the weekly prize.
- The tutor group within each year group, with the highest number of students with 100% attendance for each half-term will receive a breakfast reward.
- The attendance team will present weekly attendance percentages for each tutor group and publish league tables.



# School Culture and School Rules

We want to bring out the best in our students. We aim to know and support them. We want to help them grow into great people. Our school culture aims to create the right circumstances where they will be capable of extraordinary things. We encourage everyone to bring the best version of themselves to school, to work hard, and to live up to our PROUD values and our vision:

## Higher Expectations, Raising Aspirations, Transforming Lives

To support our culture, we have three simple school rules are:

- **READY**
- **RESPECTFUL**
- **SAFE**

These three rules, together with an excellent attitude to learning, form the foundation of our school culture to enable everybody to be safe, happy and successful. We explain the rules to our students in the following way:

Being **READY** means having all the correct equipment, full uniform, excellent attendance and punctuality. We ask parents to ensure that your child is ready everyday. It also means being ready to learn when you go into each of your lessons and ready to always do your best, for example.

Being **RESPECTFUL** means that students are polite, courteous and considerate to everyone in the school, that they use appropriate language and that they look after each other, the school and our environment.

Being **SAFE** means that we all move around quietly and calmly, on the left-hand side of the corridors, that they follow all the classroom and student expectations all the time.



# Student Expectations and Routines

We want students to feel safe, comfortable and confident enough to take responsibility for their learning. This means that we have certain expectations of them during lessons, outside the classroom and in the community.

<b>At the start of the school day</b>	<b>Between lessons</b>
<p>We would like students to:</p> <ul style="list-style-type: none"> <li>• Be dressed in full school uniform, including correct school shoes and any non-uniform items removed.</li> <li>• Ensure mobile phones are switched off and any headphones and earbuds are removed upon entering the school site. These items must be placed out of sight for the duration of the school day.</li> <li>• Make sure they have a bag and all the equipment and other materials needed for the day.</li> <li>• Complete all independent learning tasks set to the best of their ability.</li> </ul>	<p>We would like students to:</p> <ul style="list-style-type: none"> <li>• Move directly to the next lesson and not use it as a time to meet friends.</li> </ul>
<b>At the start of the lesson</b>	<b>Around the school</b>
<p>We would like students to:</p> <ul style="list-style-type: none"> <li>• Arrive at the classroom on time.</li> <li>• Line up quietly in single file and wait to be let in.</li> <li>• Enter the room calmly, sit where the teacher directs and get out all the equipment needed for the lesson.</li> <li>• Write and underline the date before starting a retrieval exercise.</li> </ul>	<p>We would like students to:</p> <ul style="list-style-type: none"> <li>• Be kind and courteous to others.</li> <li>• Walk on the left in the corridors and stairways.</li> <li>• Not use abusive or derogatory language.</li> <li>• Take responsibility for keeping the school clean, safe and tidy.</li> <li>• Think carefully about their actions, to avoid accidental damage or injury.</li> <li>• Follow instructions given to them by all staff.</li> <li>• Remove non-uniform items when re-entering the school building after break and lunchtime.</li> </ul>
<b>During the lesson</b>	<b>In the community</b>
<p>We would like students to:</p> <ul style="list-style-type: none"> <li>• Get involved and make the most of their learning.</li> <li>• Not disrupt the learning for others.</li> <li>• Follow the instructions given by staff.</li> <li>• Treat the learning environment and everyone in it with respect.</li> <li>• Complete the tasks to the best of their ability.</li> <li>• Make sure they ask the teacher for help, if they are not sure what to do.</li> </ul>	<p>We would like students to:</p> <ul style="list-style-type: none"> <li>• Remember that whilst they are in uniform they are representing the school.</li> <li>• Ensure that their actions do not bring the school into disrepute.</li> <li>• Be kind, courteous and polite to everyone in the community at all times.</li> </ul>
<b>At the end of the lesson</b>	<b>Cycling to school</b>
<p>We would like students to:</p> <ul style="list-style-type: none"> <li>• Make sure they know what to do for independent learning tasks.</li> <li>• Clear away any rubbish and leave their area tidy.</li> <li>• Reflect on what they have learned during the lesson.</li> <li>• Leave the lesson in an orderly manner.</li> <li>• Move around the school in a safe and calm manner.</li> </ul>	<p>We would like students to:</p> <ul style="list-style-type: none"> <li>• Ensure their bike/scooter is maintained in line with school expectations.</li> <li>• Cycle in a sensible and safe manner with respect for pedestrians and other road users.</li> <li>• Ensure bikes/scooters are secured in the designated place.</li> </ul>



# Extra-Curricular Activities



At CCHS, you will have the opportunity to take part in a number of new subjects as part of the main curriculum. However, we are also proud of the wide and varied choice of activities and clubs that you can participate in, both at lunchtime and after school. We would encourage you to make the most of these clubs and activities as they provide opportunities to learn additional skills, develop your knowledge, as well as giving you the chance to make new friends.

There is a club or activity to suit everyone. If you love sport then there are a number of activities you can take part in, such as: swimming, basketball, climbing, athletics, rounders, rugby, football, cricket, netball and many more. If you practice and work hard, there may also be an opportunity to play for the school and take part in inter-school competitions.



As well as sporting activities, there are a number of other clubs you can attend, including: STEM (Science, Technology, Engineering & Maths), dance, drama, music and many more. You may even get the opportunity to audition for one of the school's drama productions.





## Information for Parents/Carers

**Tuesday 3<sup>rd</sup> September 2024**

### **Year 7 First Day Arrangements**

Arrive at school by 8.40am and meet at the CCHS basketball courts, ready for a 8.45am start.

The school gates are open from 8.15am

You can arrive or leave by either of the school entrances

Bring a school bag, containing a reading book, a pencil case with a selection of pens and pencils, a drinking bottle and a packed lunch

We will take formal photographs on the first day.

Year 7 will be the only year group present in school on this day.


School finishes at 3.10pm. On the first day only, parents can come into the school to the flagpole to collect you.

# CCHS Uniform Fitting

All uniform can be purchased from Anglia Sports and Schoolwear Ltd.

Website: [www.yourschoolwear.co.uk](http://www.yourschoolwear.co.uk)

Email: [customersupport@angliasportsandschoolwear.co.uk](mailto:customersupport@angliasportsandschoolwear.co.uk)



There will be an opportunity to size up and/or purchase uniforms from Anglia Sports and Schoolwear Ltd at Clacton County High School on **Tuesday, 30<sup>th</sup> July, between 11.00am – 2.00pm.**

Please note that the Year 7 tie will have a **yellow** stripe for this year group.

## Communication

### Address:

Clacton County High School  
Walton Road  
Essex C015 6DZ

**Reception:** 01255 424266 (Option 0)

**Student Sick-line:** 01255 424266 (Option 1)

**Absence Reporting Email:** [absence@cchs.school](mailto:absence@cchs.school)

**Email:** [admin@cchs.school](mailto:admin@cchs.school)

**Website:** [www.countyhigh.org.uk](http://www.countyhigh.org.uk)

Should parents need to speak to a member of staff, please email [admin@cchs.school](mailto:admin@cchs.school) or complete the [contact form](#) on our website and a member of staff will get back to you as soon as possible. If you are unable to email please call the main school switchboard on 01255 424266.

We do not recommend that parents arrive at the school without a pre- arranged appointment in order to avoid disappointment.

There is a lot of important and useful information that can be found on the school website, including information about: uniform, attendance, behaviour, clubs and activities, school visits, weekly mailing and weekly news, plus other relevant information –

[www.countyhigh.org.uk](http://www.countyhigh.org.uk)

# My Notes



# My Notes

Year 6 Summer  
Project 2024!



# Year 6 Summer Project 2024 - Bingo!

<p>Build a sandcastle and moat at the beach <b>(free)</b> <a href="#">wikiHow</a></p> <p><b>OR</b></p> <p>Have a go at one of the Animal Experiences suggested on the map! (Be sure to write down which one you did!)</p>	<p>Discover nature with the National Trust <b>(free)</b> <a href="#">50 things to do before you're 11¾</a>   <a href="#">Visit</a>   <a href="#">National Trust</a></p> <p><b>OR</b></p> <p>Have a go at one of the Arts and Crafts ideas suggested on the map! (Be sure to write down which one you did!)</p>	<p>Collect a badge from the Wheels of Time Museum awards scheme <b>(free)</b> <a href="#">Wheels of Time Essex</a></p> <p><b>OR</b></p> <p>Complete one of the other free suggested activities that is not on the bingo card already! (Be sure to write down what you did!)</p>
<p>Go bird/small animal watching - The Essex Wildlife Trust <b>(free)</b> <a href="#">Essex Wildlife Trust</a> <a href="#">10 Best Bird Watching Trails in Essex</a>   <a href="#">AllTrails</a></p> <p><b>OR</b></p> <p>Have a go at one of the History Walks as suggested on the map! (Be sure to write down which one you did!)</p>	<p>Look for interesting shells on the beach <b>(free)</b> <a href="#">Shelling Tips</a>   <a href="#">Where to Find Seashells</a>   <a href="#">Collect Shells</a>   <a href="#">I Love Shelling</a></p> <p><b>OR</b></p> <p>Watch a show at one of the local theatres suggested on the map! (Remember to write down what you went to see!)</p>	<p>Find and photograph the Martello Towers and research their history <b>(free)</b> <a href="#">Martello Towers in Essex</a></p> <p><b>OR</b></p> <p>Visit one of the Wildlife/Nature sites suggested on the map! (Remember to write down where you went!)</p>
<p>Stargazing with or without a telescope <b>(free)</b> <a href="#">Want to learn how to stargaze? Here's how to get started in 12 easy steps</a></p> <p><b>OR</b></p> <p>Complete one of the other free suggested activities that is not on the bingo card already! (Be sure to write down what you did!)</p>	<p>Go for a walk! <b>(free)</b> <a href="#">Essex walks</a>   <a href="#">Essex County Council</a></p> <p><b>OR</b></p> <p>Go to one of the History/Museum sites suggested on the map! (Be sure to write down which one you did!)</p>	<p>Go fossil hunting at Walton on the Naze, St Osyth Beach and other places in Essex <b>(free)</b> <a href="https://ukfossils.co.uk/category/essex">https://ukfossils.co.uk/category/essex</a></p> <p><b>OR</b></p> <p>Complete one of the activities/places suggested that you haven't yet done! (Remember to write it down!)</p>

## Year 6 Summer Project 2024 – How to Play!

- The link for all of the activities is on our school website under the 'Student' drop-down menu - 'Well Being @CCHS' <https://www.countyhigh.org.uk/files/pdf/general-2324/cultural-capital-visits-map-summer24.pdf>
- Over the summer holidays, see how many of the activities you can complete! Each Bingo Box has the choice of two possible activities you could do. **One of these activities is always free.**
- You only need to complete **one** of the suggested activities in the box to tick it off as complete.
- You can complete the activities in any order.
- **1 line (across/down/diagonal) = 5 PROUD+ points**
- **2 lines (across/down/diagonal) = 10 PROUD+ points**
- **FULL HOUSE (completed bingo card) = 10 PROUD+ points AND the chance of winning a Golden Ticket!**

September 2024					
	A	B	A	B	A
M	2	9	16	23	30
T	3	10	17	24	
W	4	11	18	25	
Th	5	12	19	26	
F	6	13	20	27	
Sa	7	14	21	28	
Su	1	8	15	22	29

October 2024					
A	B	A	B		
	7	14	21	28	
1	8	15	22	29	
2	9	16	23	30	
3	10	17	24	31	
4	11	18	25		
5	12	19	26		
6	13	20	27		

November 2024					
	A	B	A	B	
	4	11	18	25	
	5	12	19	26	
	6	13	20	27	
	7	14	21	28	
1	8	15	22	29	
2	9	16	23	30	
3	10	17	24		

December 2024					
	A	B	A		
	2	9	16	23	30
	3	10	17	24	31
	4	11	18	25	
	5	12	19	26	
	6	13	20	27	
	7	14	21	28	
1	8	15	22	29	

January 2025					
	B	A	B	A	
M	6	13	20	27	
T	7	14	21	28	
W	1	8	15	22	29
Th	2	9	16	23	30
F	3	10	17	24	31
Sa	4	11	18	25	
Su	5	12	19	26	

February 2025					
	B	A		B	
	3	10	17	24	
	4	11	18	25	
	5	12	19	26	
	6	13	20	27	
	7	14	21	28	
1	8	15	22		
2	9	16	23		

March 2025					
	A	B	A	B	A
	3	10	17	24	31
	4	11	18	25	
	5	12	19	26	
	6	13	20	27	
	7	14	21	28	
1	8	15	22	29	
2	9	16	23	30	

April 2025					
A			B	A	
	7	14	21	28	
1	8	15	22	29	
2	9	16	23	30	
3	10	17	24		
4	11	18	25		
5	12	19	26		
6	13	20	27		

May 2025					
	B	A	B	A	
M	5	12	19	26	
T	6	13	20	27	
W	7	14	21	28	
Th	1	8	15	22	29
F	2	9	16	23	30
Sa	3	10	17	24	31
Su	4	11	18	25	

June 2025					
	B	A	B	A	B
	2	9	16	23	30
	3	10	17	24	
	4	11	18	25	
	5	12	19	26	
	6	13	20	27	
	7	14	21	28	
1	8	15	22	29	

July 2025					
B	A	B			
	7	14	21	28	
1	8	15	22	29	
2	9	16	23	30	
3	10	17	24	30	
4	11	18	25		
5	12	19	26		
6	13	20	27		

August 2025					
	4	11	18	25	
	5	12	19	26	
	6	13	20	27	
	7	14	21	28	
1	8	15	22	29	
2	9	16	23	30	
3	10	17	24	31	

Non Pupil Day
  Weekend/Holiday
  Bank Holiday

**AUTUMN TERM 2024**

Term begins: Monday 2 September (Non-Pupil Day)  
 Tuesday 3 September (**Year 7 & Sixth Form only**)  
 Wednesday 4 September (**Whole School in**)  
 Thursday 19 September (**School will close at lunch ahead of Open Evening**)

HALF TERM  
 Monday 28 October - Friday 1 November

Term ends: Friday 29 November (**Non-Pupil Day**)  
 Friday 20 December

**SPRING TERM 2025**

Term begins: Monday 6 January 2025

HALF TERM  
 Monday 17 February - Friday 21 February

Term ends: Monday 24 February (**Non-Pupil Day**)  
 Friday 4 April

**SUMMER TERM 2025**

Term begins: Tuesday 22 April

Bank Holiday  
 Monday 5 May

HALF TERM  
 Monday 26 May - Friday 30 May

Term ends: Friday 18 July

**Non-Pupil Days:** 5      **Autumn Term:** 2 September, 29 November      **Spring Term:** 24 February      **Summer Term:** 21 July, 22 July

Any change to term dates and non-pupil days will be notified to parents via the Weekly News